

READ IT, SING IT, LEARN IT!
EFFECTIVE LEARNING & TEACHING STRATEGIES
WITH MUSIC AND TECHNOLOGY IN STEAM

bit.ly/cantataiste





Let's Share Our Ideas For Using Music, Singing, Movement, Reading and Fun In The Library & Classroom With Cantata Learning!

There are lots of ways that we can use the songs and books from Cantata Learning with our students in the library, classroom and even at home. Students can sing, move, read, create, and learn while having FUN using Cantata Learning. Please share how you have used it with your students and what ideas you have for using music in the library and classroom. We'd love to have you share with all of us great examples too. Thank you . :)

A Wonderful Visit With Cantata Learning To The Kindergarteners At Concord Elementary....Just Look At The eBook They Created Too!

Laurie Holland, Minneosta



@aaronjpena

Cantata Learning Pinterest Walls



Is There A Place For Music In Our Makerspaces?

Shannon McClintock Miller



@richroberts76

Have students write and record original songs using Ed Tech and plan and storyboard music videos for their songs!

Cardboard Guitars

PBS Kids



You Will Love These Fun & Engaging New Songs and Books From Cantata Learning! Check Them Out On Our Symbaloo's!



Musical Noise Makers

Recycled Bottles and Materials



My 2nd Grade Friends Share On Soundcloud One Of Their Favorite Cantata Learning Books.... "A Peaceful Leader...Martin Luther King Jr."

Tracy Ferguson's 2nd Graders at Van Meter, Iowa



bit.ly/cantatalearning

LOOK WHAT WE ARE GOING TO LEARN:

WHAT IS CANTATA LEARNING?

HOW PICTURE BOOKS WITH MUSIC SUPPORT COMMON CORE CURRICULUM STANDARDS AND LITERACY?

HOW IS CANTATA USED IN STEAM AND OTHER CURRICULUM CONTENT AREAS?

MUSICAL MAKERSPACE IDEAS



WHAT IS CANTATA LEARNING?

About Us

Cantata Learning is an educational publisher, creating books and music audio that address content areas, especially for PreK-1 and Grades 1-3, using familiar and original music, simple text, and age-appropriate illustrations.

CANTATA
LEARNING



TAKE A LOOK INSIDE TO SEE WHAT
MAKES THE CANTATA LEARNING
BOOKS & SONGS EXTRA SPECIAL

Physical Learning



sensory



gross & fine
motor



rhythm

Cognitive Learning



imagination



discovery



self expression
& confidence

Social & Emotional Learning



knowledge
of families &
communities



cooperation
& social
relationships




self control
& concept






CANTATA
LEARNING





**CANTATA**
LEARNING


PRODUCTS MUSIC RESEARCH HARMONY PROJECTS BLOG CONNECT

Browse By  Interest Level 


 Search

[← BACK TO PRODUCTS](#)



Be Kind To Your Web-Footed Friends
\$25.49 ~~\$33.99~~
On a boat ride through a swamp, a family sees web-footed animals.
Retold by Steven Anderson
Illustrated by Lucy Fleming
Music Arranged & Produced by Musical Youth Productions
Hardcover \$33.99 list / \$25.49 s/l
Accelerated Reader Quiz #179911
[Buy Hardcover](#)
 Share

[BUY NOW !\[\]\(74e44e2c59dd7d970284b26514a54a5f_img.jpg\)](#) [DOWNLOAD MP3 !\[\]\(403ebf52593e340687e8aded0b7b53fb_img.jpg\)](#)

 Click the play button to stream the song!

[▶ Steven Anderson: Be Kind To Your Web-Footed Friends](#) [Download](#)



SONG LYRICS

Three Blind Mice

Three Blind Mice

Three blind mice,
Three blind mice,

See how they run!
See how they run!

They all ran after the farmer's wife,
who jumped on a chair
and screamed for her life.

Did you ever see such a thing in your life
as three blind mice?

Three blind mice,
Three blind mice,

See how they run!
See how they run!

They all ran after the farmer's daughter,
who picked up a cup
and splashed them with water.



Did you ever see such a thing in your life
as three blind mice?

Three blind mice,
Three blind mice,

See how they run!
See how they run!


They all ran after the farmer's son,
who wasn't afraid
and chased them for fun.

Did you ever see such a thing in your life
as three blind mice?

Three blind mice,
Three blind mice,

See how they run!
See how they run!

They ran into the farmer's cat,
who caught the mice
and that was the end of that!



Three Blind Mice

Folk/Pop
Musical Youth Productions

G D G G D G G D G G D G

1. Three blind mice. Three blind mice. See how they run! See how they run!

G D G G D G

They all ran af - ter the farm - er's wife, who jumped on a chair and screamed for her life. Did you

G D G G D G G D G G D G

ev - er see such a thing in your life as three blind mice?

Verse 2

Three blind mice. Three blind mice.
See how they run! See how they run!

They all ran after the farmer's daughter,
who picked up a cup and splashed them with water.

Did you ever see such a thing in your life
as three blind mice?

Verse 3

Three blind mice. Three blind mice.
See how they run! See how they run!

They all ran after the farmer's son,
who wasn't afraid and chased them for fun.

Did you ever see such a thing in your life
as three blind mice?

G D G G D G G D G G D G

4. Three blind mice. Three blind mice. See how they run! See how they run!

G D G G D G G D G G D G

They ran in - to the farm - er's cat, who caught the mice and that was the end of that!




Cantata Learning Music

All of Cantata Learning's songs are available to stream online or download for free! Our songs can be used in all kinds of ways to support lessons across the curriculum. Search for songs in the categories below, and be sure to [check out the Cantata Learning books](#) that accompany each song.

We also have videos of several of our stories being read aloud.

[Take a look!](#)



Social Studies



Science



Social / Emotional Learning



Nursery Rhymes / Folklore



Math



Life Sciences



Language Arts



Season Fall 2015 / Instrumentals (A-K)




Season Fall 2015 / Instrumentals (L-Z)



Season Spring 2016 / Instrumentals (A-K)




Season Spring 2016 / Instrumentals (L-Z)



Nursery Rhymes / Folklore

Share

The Alphabet Song Steven Anderson	5:08
The Barnyard Song Steven Anderson	4:26
The Bear Went over the Mountain Steven Anderson	5:14
Bingo Steven Anderson	4:46
Down by the Station Steven Anderson	4:18
Farmer in the Dell Steven Anderson	4:52
Happy and You Know It Steven Anderson	6:26
I've Been Working on the Rainroad Steven Anderson	4:47
Itsy Bitsy Spider Steven Anderson	0:43




[PRODUCTS](#)
[MUSIC](#)
[RESEARCH](#)
[HARMONY PROJECTS](#)
[BLOG](#)
[CONNECT](#)

Browse By

Interest Level

Search

[← BACK TO PRODUCTS](#)



Itsy Bitsy Spider

\$25.49 ~~\$33.99~~


Sing and move your body together with this simple, classic nursery rhyme.

Watch this story being read aloud!

Retold by Steven Anderson
Illustrated by Tim Palin
Music Arranged & Produced by Steven C Music
Hardcover \$33.99 list / \$25.49 s/l

[Buy Hardcover](#) | [Buy Interactive eBook](#)

Share



BUY NOW

DOWNLOAD
MP3

Click the play button to stream the song!

▶ Steven Anderson Itsy Bitsy Spider
Download

downloads



Sing Along 2 Mini QR Code Poster
Download →

 SHARE

Pin it



The Bear Went Over the Mountain
Download →

 SHARE

Pin it

capstone

about us

Who We Are

customer service

Order Status/History

capstone®

WHEN YOU PURCHASE CANTATA HARDCOVER PRODUCTS DIRECT FROM CAPSTONE, THE MARC RECORD IMPORTED TO THE LIBRARY AUTOMATION SYSTEM INCLUDES A LINK THAT WHEN A PATRON CLICKS IT, OPENS A PAGE TO LISTEN TO THE SONG!


Full Details

Summary

Snapshot

Details

Holdings




Title: 10 little kittens / retold by Megan Borgert-Spaniol ; illustrated by Maxine Lee.

Series Sing-along songs

Title:

Author: Borgert-Spaniol, Megan, 1989-

Age Group: Patron

Material:  Book

Call Numbers: 513.2 Bor

Summary: Music and text together will engage students and help them have fun as they learn about several animals and the sounds they make. Includes music CD and online music access.

Subject: 1. Counting--Juvenile literature. 2. Animals--Juvenile literature. 3. Children's songs. 4. Counting. 5. Animals. 6. Children's songs. 7. Counting. 8. Animals. 9. Children's songs.

URL: Listen to the Cantata Learning book!

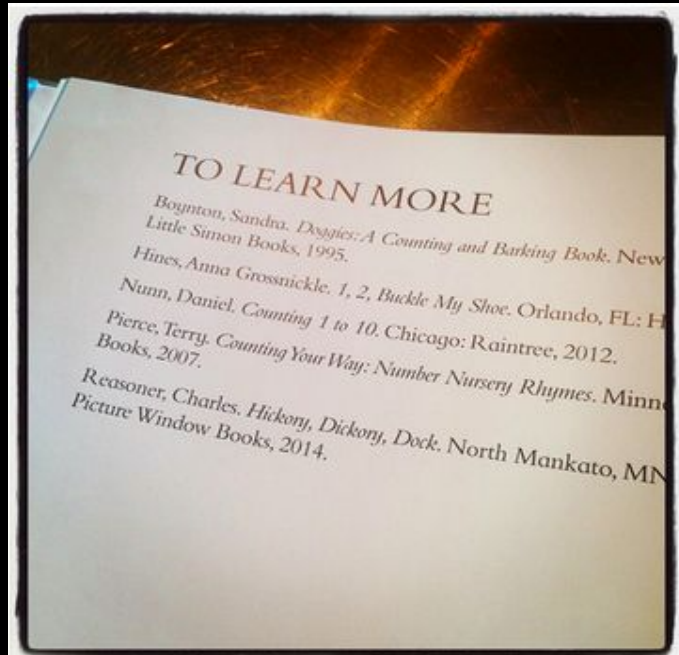
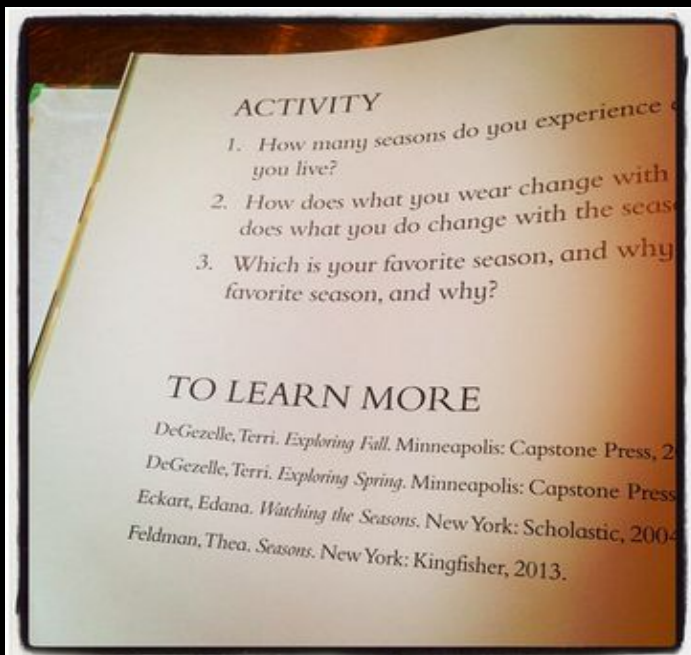
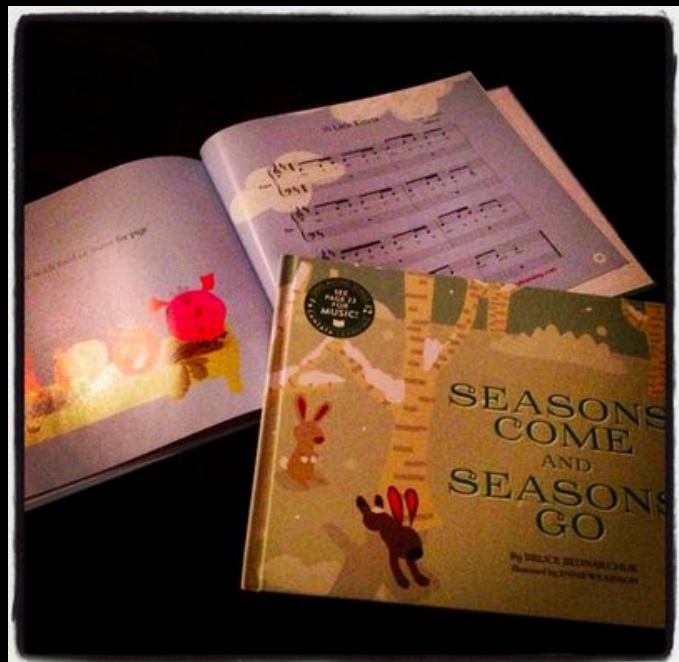
+

Add To Bookbag




Write A Review

Go To Reserve

↓



- NURSERY RHYMES AND TRADITIONAL SONGS
- SCIENCE SONGS
- MATH SONGS
- SOCIAL STUDIES
- CLASSROOM MANAGEMENT SONGS
- CHARACTER EDUCATION SONGS
- ENGLISH LANGUAGE ARTS SONGS






STEAM



HOW IS CANTATA USED IN **STEAM** AND OTHER CURRICULUM CONTENT AREAS?

- SCIENCE, TECHNOLOGY, ENGINEERING, ARTS, MATHEMATICS
- BUILDS STEAM VOCABULARY
- INSPIRES CURIOSITY AND CREATIVITY



CANTATA LEARNING BOOKS WITHIN EACH STEAM CATEGORY

SCIENCE

My First Science Songs (ALL)

It's Ecology

Visit the Planets

What's the Weather Outside?

Seasons Come and Seasons Go

From Seed to Flower

From Caterpillar to Butterfly

From Seed to Apple Tree

From Tadpole to Frog

Autumn

Summer

Spring

Winter

Animal World (ALL)

Camels Close their Noses: A Song About Desert Animals

The Swift Gazelle Can Run Quite Well: A Song About Grassland Animals

The Polar Bear and Penguin Will Never Meet: A Song About Polar Animals

Where Birds and Monkeys Play: A Song About Rainforest Animals

Who Can Fly?

The Barnyard








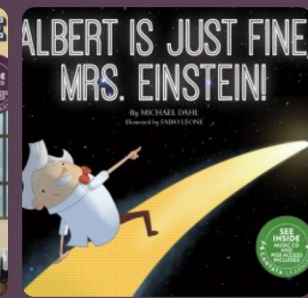



Nothing Cooler Than a Dinosaur

Way Out in the Middle of The Sea

CANTATA LEARNING BOOKS WITHIN EACH STEAM CATEGORY



SCIENCE





Animal Research

Lesson Plans: Science and Language Arts

Materials:

- *About Desert Animals* book and accompanying CD
- *About Polar Animals* book and accompanying CD
- *About Grassland Animals* book and accompanying CD
- *About Rain Forest Animals* book and accompanying CD
- chart paper and writing paper
- construction paper and crayons or markers for report covers
- research materials: print, online, and videos

Objectives:

Students will:

- learn about animals that live in various habitats and how they adapt to living in those places.
- undergo the research process to learn more about an animal.
- create a report based on the research, including the traits of informative writing.
- present their work and reflect on the process of writing

Get Ready to Read and Write

Engage Students

Show students photographs of animals in their natural habitats. You might choose animals from each of the four books and find images of those animals to share.

Work with one photograph as a whole group. Ask: *What do you know about this animal? Where does it live? Do you think it could live anywhere else in the world? Explain why or why not.* Prompt students' thinking as necessary, as some may not have a lot of background knowledge. Then divide the class into small groups and give each group a photograph. Ask them to identify the animal and tell what they know about where it lives and how it survives. Allow time for them to share their thoughts. Ask how they might find out more about the animals.

Focus on Vocabulary and Concepts


Before delving into the texts and the research, focus on vocabulary. Point out that each glossary that focuses on words in that particular habitat. Focus on words that are common to studying animals and habitats to give them background.

- **Camouflage** Say: *Camouflage is coloring that helps an animal hide in its natural surroundings. Look at this picture of a stick bug on page 11 of About Rain Forest Animals. See how this animal looks like a stick? You can hardly see it on the tree! Camouflage keeps animals safe. If a bird wanted to eat this bug, it might not even notice that it's sitting on the branch. Camouflage helps animals blend in.*
- **Features** Say: *Features are important facts about something. When we talk about animals, we describe*

WHERE BIRDS and MONKEYS PLAY

Rain FOREST animals

By MARK OBLINGER
Illustrated by RYAN WHEATCROFT



Row, Row, Row Your Boat

create

Your own Animal Song

With A Friend

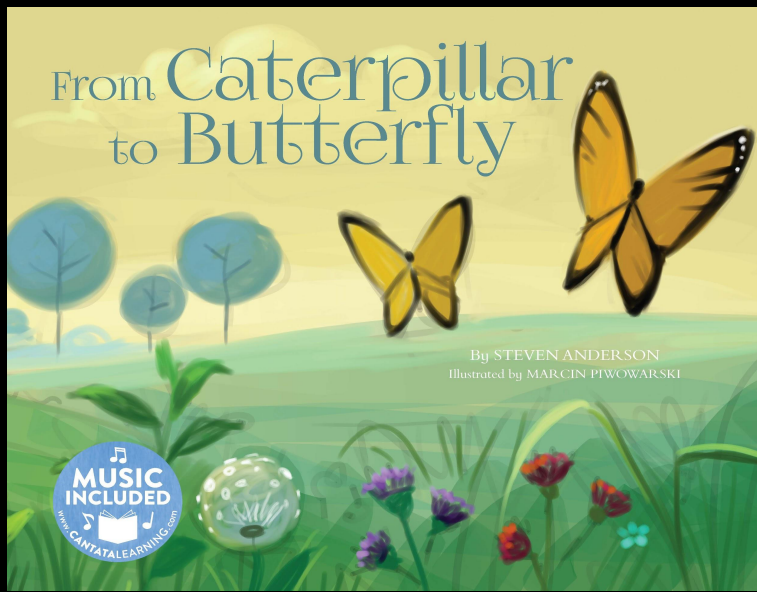
Pick an animal you & your friend love

Read & Listen to Row, Row, Row Your Boat


Write new lyrics about your animal to this song

Draw your animal to share





PAIR CANTATA LEARNING WITH PEBBLE PLUS, PEBBLEGO, AND LITTLE PEBBLE



capstone®

SCIENCE SONGS

Lesson Plan for *What's the Weather Outside?*

Content Areas: Science, Weather, Music, and Technology

Materials

- *What's the Weather Outside?* book and accompanying CD
- map of the world or globe
- thermometer
- individual maps of the world without equator markers

Objectives

Content

- Describe daily and seasonal weather differences and changes

Language

- Entering Level: label a map of the world with appropriate weather concepts
- Developing Level: identify appropriate vocabulary words and phrases to complete concepts in sentence frames
- Bridging Level -write sentences using new vocabulary to show the differences in weather around the world

(Adapted from https://www.wida.us/standards/CAN_DOs/)

Strategies

- Use models/maps as representations of real things

PRE-READING AND ENGAGEMENT

Building Background and Introducing Context:

Ask students to identify their birthplace on the map or globe (teacher may need to do some research in advance to make sure they can guide students to birthplace if students are not familiar with a map).

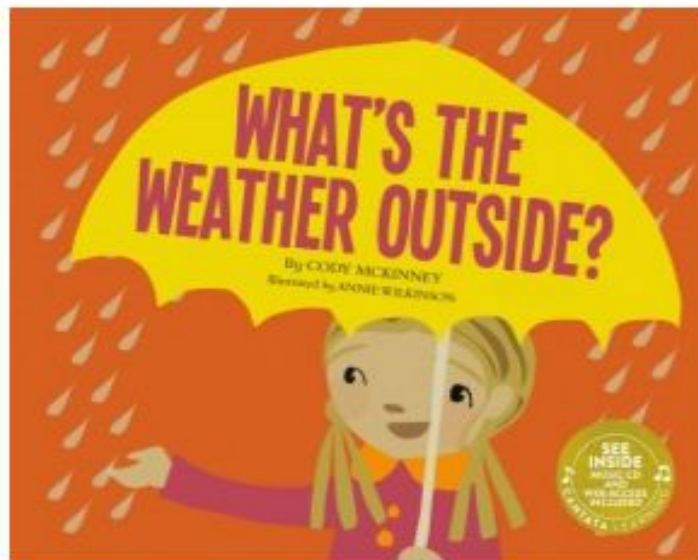
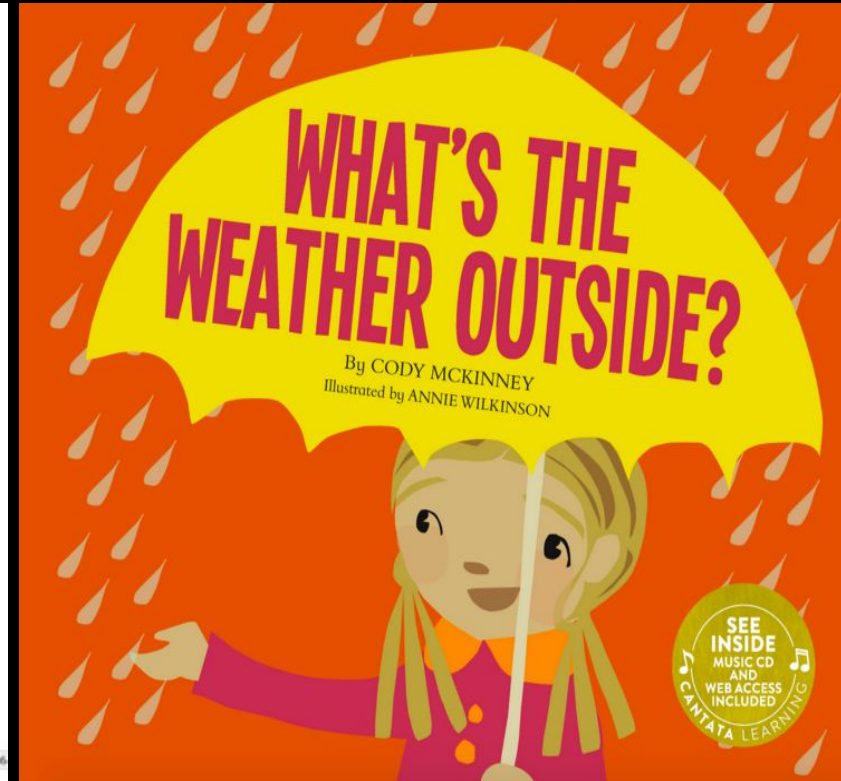
Ask: *Who can tell me where you were born? Who can show me on the map?*

As you discuss the concepts/words, put the key words on a word wall or white board:

equator—an imaginary line that divides the earth in two halves



Created by www.wallcra.com | May 2006





TECHNOLOGY

MARIE CURIE

AND HER DISCOVERY



SEE
INSIDE
MUSIC
CD
AND
WEB ACCESS
INCLUDED

By
LARA AVERY
Illustrated by
MARCIN PIWOWARSKI

ALBERT IS JUST FINE MRS. EINSTEIN!

By MICHAEL DAHL
Illustrated by FABIO LEONE



SEE
INSIDE
MUSIC CD
AND
WEB ACCESS
INCLUDED




Baby animals like to stay together. Kittens and puppies cuddle and play. Piglets eat from a trough, and chicks follow the leader. Count to 10 and back to 1 with these happy little friends! When you hear the baby animal, turn the page.

Page Word Audio || Contents Glossary Full screen

FIND YOUR MUSIC


USE YOUR MOBILE DEVICE TO SCAN THE QR CODE. THEN READ AND SING ALONG!




**CAMELS CLOSE THEIR NOSES:
DESERT ANIMALS**



**THE SWIFT GAZELLE CAN RUN QUITE
WELL: GRASSLAND ANIMALS**



**THE POLAR BEAR AND PENGUIN WILL
NEVER MEET! POLAR ANIMALS**



**WHERE BIRDS AND MONKEYS PLAY:
RAIN FOREST ANIMALS**



Functional Learning

ACCESS THE MUSIC!



WWW.CANTATALEARNING.COM

The Muffin Man

Jean-Louis
Chabrier

Verse

The musical notation for the Verse of 'The Lord's Prayer' is written on a single staff. It begins with a treble clef and a key signature of one flat (B-flat). The melody is written in a simple, clear style. The lyrics are written below the staff, aligned with the notes. The verse consists of two lines of music. The first line ends with a double bar line. The second line begins with a repeat sign (two dots) and ends with a double bar line. The lyrics are: 'Our Father who art in Heaven, hallowed be thy Name. Thy Kingdom come, Thy will be done on Earth as it is in Heaven.' The notes are: G4 (half), A4 (quarter), Bb4 (quarter), A4 (quarter), G4 (half), F4 (half), E4 (half), D4 (half), C4 (half), Bb3 (half), A3 (half), G3 (half), F3 (half), E3 (half), D3 (half), C3 (half), Bb2 (half), A2 (half), G2 (half), F2 (half), E2 (half), D2 (half), C2 (half), Bb1 (half), A1 (half), G1 (half), F1 (half), E1 (half), D1 (half), C1 (half), Bb0 (half), A0 (half), G0 (half), F0 (half), E0 (half), D0 (half), C0 (half), Bb-1 (half), A-1 (half), G-1 (half), F-1 (half), E-1 (half), D-1 (half), C-1 (half), Bb-2 (half), A-2 (half), G-2 (half), F-2 (half), E-2 (half), D-2 (half), C-2 (half), Bb-3 (half), A-3 (half), G-3 (half), F-3 (half), E-3 (half), D-3 (half), C-3 (half), Bb-4 (half), A-4 (half), G-4 (half), F-4 (half), E-4 (half), D-4 (half), C-4 (half), Bb-5 (half), A-5 (half), G-5 (half), F-5 (half), E-5 (half), D-5 (half), C-5 (half), Bb-6 (half), A-6 (half), G-6 (half), F-6 (half), E-6 (half), D-6 (half), C-6 (half), Bb-7 (half), A-7 (half), G-7 (half), F-7 (half), E-7 (half), D-7 (half), C-7 (half), Bb-8 (half), A-8 (half), G-8 (half), F-8 (half), E-8 (half), D-8 (half), C-8 (half), Bb-9 (half), A-9 (half), G-9 (half), F-9 (half), E-9 (half), D-9 (half), C-9 (half), Bb-10 (half), A-10 (half), G-10 (half), F-10 (half), E-10 (half), D-10 (half), C-10 (half), Bb-11 (half), A-11 (half), G-11 (half), F-11 (half), E-11 (half), D-11 (half), C-11 (half), Bb-12 (half), A-12 (half), G-12 (half), F-12 (half), E-12 (half), D-12 (half), C-12 (half), Bb-13 (half), A-13 (half), G-13 (half), F-13 (half), E-13 (half), D-13 (half), C-13 (half), Bb-14 (half), A-14 (half), G-14 (half), F-14 (half), E-14 (half), D-14 (half), C-14 (half), Bb-15 (half), A-15 (half), G-15 (half), F-15 (half), E-15 (half), D-15 (half), C-15 (half), Bb-16 (half), A-16 (half), G-16 (half), F-16 (half), E-16 (half), D-16 (half), C-16 (half), Bb-17 (half), A-17 (half), G-17 (half), F-17 (half), E-17 (half), D-17 (half), C-17 (half), Bb-18 (half), A-18 (half), G-18 (half), F-18 (half), E-18 (half), D-18 (half), C-18 (half), Bb-19 (half), A-19 (half), G-19 (half), F-19 (half), E-19 (half), D-19 (half), C-19 (half), Bb-20 (half), A-20 (half), G-20 (half), F-20 (half), E-20 (half), D-20 (half), C-20 (half), Bb-21 (half), A-21 (half), G-21 (half), F-21 (half), E-21 (half), D-21 (half), C-21 (half), Bb-22 (half), A-22 (half), G-22 (half), F-22 (half), E-22 (half), D-22 (half), C-22 (half), Bb-23 (half), A-23 (half), G-23 (half), F-23 (half), E-23 (half), D-23 (half), C-23 (half), Bb-24 (half), A-24 (half), G-24 (half), F-24 (half), E-24 (half), D-24 (half), C-24 (half), Bb-25 (half), A-25 (half), G-25 (half), F-25 (half), E-25 (half), D-25 (half), C-25 (half), Bb-26 (half), A-26 (half), G-26 (half), F-26 (half), E-26 (half), D-26 (half), C-26 (half), Bb-27 (half), A-27 (half), G-27 (half), F-27 (half), E-27 (half), D-27 (half), C-27 (half), Bb-28 (half), A-28 (half), G-28 (half), F-28 (half), E-28 (half), D-28 (half), C-28 (half), Bb-29 (half), A-29 (half), G-29 (half), F-29 (half), E-29 (half), D-29 (half), C-29 (half), Bb-30 (half), A-30 (half), G-30 (half), F-30 (half), E-30 (half), D-30 (half), C-30 (half), Bb-31 (half), A-31 (half), G-31 (half), F-31 (half), E-31 (half), D-31 (half), C-31 (half), Bb-32 (half), A-32 (half), G-32 (half), F-32 (half), E-32 (half), D-32 (half), C-32 (half), Bb-33 (half), A-33 (half), G-33 (half), F-33 (half), E-33 (half), D-33 (half), C-33 (half), Bb-34 (half), A-34 (half), G-34 (half), F-34 (half), E-34 (half), D-34 (half), C-34 (half), Bb-35 (half), A-35 (half), G-35 (half), F-35 (half), E-35 (half), D-35 (half), C-35 (half), Bb-36 (half), A-36 (half), G-36 (half), F-36 (half), E-36 (half), D-36 (half), C-36 (half), Bb-37 (half), A-37 (half), G-37 (half), F-37 (half), E-37 (half), D-37 (half), C-37 (half), Bb-38 (half), A-38 (half), G-38 (half), F-38 (half), E-38 (half), D-38 (half), C-38 (half), Bb-39 (half), A-39 (half), G-39 (half), F-39 (half), E-39 (half), D-39 (half), C-39 (half), Bb-40 (half), A-40 (half), G-40 (half), F-40 (half), E-40 (half), D-40 (half), C-40 (half), Bb-41 (half), A-41 (half), G-41 (half), F-41 (half), E-41 (half), D-41 (half), C-41 (half), Bb-42 (half), A-42 (half), G-42 (half), F-42 (half), E-42 (half), D-42 (half), C-42 (half), Bb-43 (half), A-43 (half), G-43 (half), F-43 (half), E-43 (half), D-43 (half), C-43 (half), Bb-44 (half), A-44 (half), G-44 (half), F-44 (half), E-44 (half), D-44 (half), C-44 (half), Bb-45 (half), A-45 (half), G-45 (half), F-45 (half), E-45 (half), D-45 (half), C-45 (half), Bb-46 (half), A-46 (half), G-46 (half), F-46 (half), E-46 (half), D-46 (half), C-46 (half), Bb-47 (half), A-47 (half), G-47 (half), F-47 (half), E-47 (half), D-47 (half), C-47 (half), Bb-48 (half), A-48 (half), G-48 (half), F-48 (half), E-48 (half), D-48 (half), C-48 (half), Bb-49 (half), A-49 (half), G-49 (half), F-49 (half), E-49 (half), D-49 (half), C-49 (half), Bb-50 (half), A-50 (half), G-50 (half), F-50 (half), E-50 (half), D-50 (half), C-50 (half), Bb-51 (half), A-51 (half), G-51 (half), F-51 (half), E-51 (half), D-51 (half), C-51 (half), Bb-52 (half), A-52 (half), G-52 (half), F-52 (half), E-52 (half), D-52 (half), C-52 (half), Bb-53 (half), A-53 (half), G-53 (half), F-53 (half), E-53 (half), D-53 (half), C-53 (half), Bb-54 (half), A-54 (half), G-54 (half), F-54 (half), E-54 (half), D-54 (half), C-54 (half), Bb-55 (half), A-55 (half), G-55 (half), F-55 (half), E-55 (half), D-55 (half), C-55 (half), Bb-56 (half), A-56 (half), G-56 (half), F-56 (half), E-56 (half), D-56 (half), C-56 (half), Bb-57 (half), A-57 (half), G-57 (half), F-57 (half), E-57 (half), D-57 (half), C-57 (half), Bb-58 (half), A-58 (half), G-58 (half), F-58 (half), E-58 (half), D-58 (half), C-58 (half), Bb-59 (half), A-59 (half), G-59 (half), F-59 (half), E-59 (half), D-59 (half), C-59 (half), Bb-60 (half), A-60 (half), G-60 (half), F-60 (half), E-60 (half), D-60 (half), C-60 (half), Bb-61 (half), A-61 (half), G-61 (half), F-61 (half), E-61 (half), D-61 (half), C-61 (half), Bb-62 (half), A-62 (half), G-62 (half), F-62 (half), E-62 (half), D-62 (half), C-62 (half), Bb-63 (half), A-63 (half), G-63 (half), F-63 (half), E-63 (half), D-63 (half), C-63 (half), Bb-64 (half), A-64 (half), G-64 (half), F-64 (half), E-64 (half), D-64 (half), C-64 (half), Bb-65 (half), A-65 (half), G-65 (half), F-65 (half), E-65 (half), D-65 (half), C-65 (half), Bb-66 (half), A-66 (half), G-66 (half), F-66 (half), E-66 (half), D-66 (half), C-66 (half), Bb-67 (half), A-67 (half), G-67 (half), F-67 (half), E-67 (half), D-67 (half), C-67 (half), Bb-68 (half), A-68 (half), G-68 (half), F-68 (half), E-68 (half), D-68 (half), C-68 (half), Bb-69 (half), A-69 (half), G-69 (half), F-69 (half), E-69 (half), D-69 (half), C-69 (half), Bb-70 (half), A-70 (half), G-70 (half), F-70 (half), E-70 (half), D-70 (half), C-70 (half), Bb-71 (half), A-71 (half), G-71 (half), F-71 (half), E-71 (half), D-71 (half), C-71 (half), Bb-72 (half), A-72 (half), G-72 (half), F-72 (half), E-72 (half), D-72 (half), C-72 (half), Bb-73 (half), A-73 (half), G-73 (half), F-73 (half), E-73 (half), D-73 (half), C-73 (half), Bb-74 (half), A-74 (half), G-74 (half), F-74 (half), E-74 (half), D-74 (half), C-74 (half), Bb-75 (half), A-75 (half), G-75 (half), F-75 (half), E-75 (half), D-75 (half), C-75 (half), Bb-76 (half), A-76 (half), G-76 (half), F-76 (half), E-76 (half), D-76 (half), C-76 (half), Bb-7

Verse 2
He wakes up early in the morning,
the Staffin' Man, the Staffin' Man.
He wakes up early in the morning,
he opens up his shop.

Notes 4
The smaller varieties of waffles listed
the Muffin Man, the Muffin Man
have been replaced by blueberries
have been chocolate chips.

Notes:
First he needs to make his strength,
the mountain flows, the mountain flows
that he will come right and never
and never, it all up.

When the dough is done, he pokes it in
the middle part, the middle part
that there go into the oven
there he has to wait

Sleep is
 taught those who sleep, but those that want
 life, what a task! it is, what a trial!
 People live up to the moment
 And a million to wit


Scene 7
 City, everyone is happy.
 They smile and eat. They smile and eat.
 None of the children are happy.
 It's time to close up shop!

Answer 4
 (1) do you know the traffic man
 the traffic man the traffic man?
 (2) do you know the traffic man
 who lives on Henry Lane?



Cantata Learning QR Codes, Spring and Fall 2015

Cantata Learning QR Codes, Spring and Fall 2015




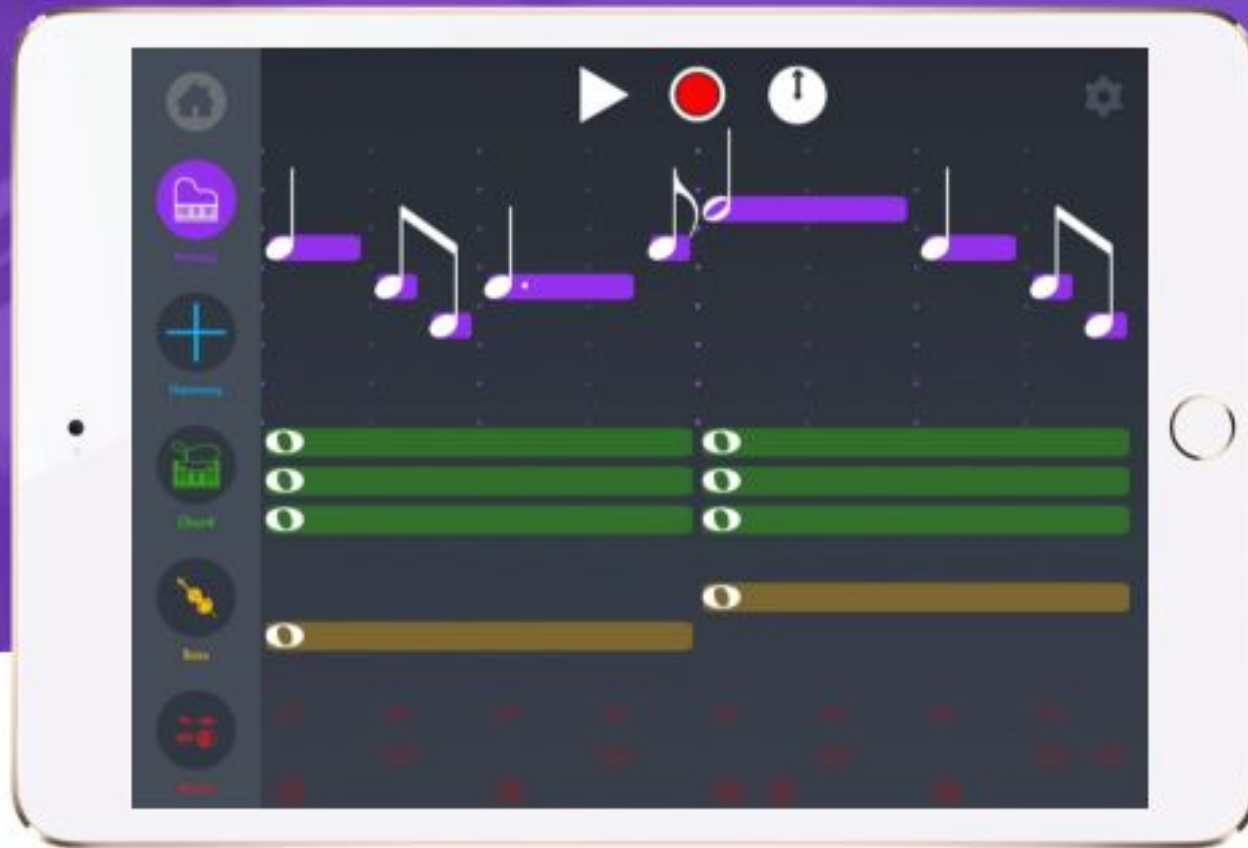
[Click Here for the pdf file](#)



Make Music In Minutes

Join the more than 250,000 people who use our apps to make music (no experience required).

Download MusiQuest free for iPad and iPhone.





Discard

Name Your Song

Choose

Sweet

My

Amazing

Song

Fantastic

Tune



Random



Share your songs with friends!



Keyboards



Strings



Woodwinds



Brass

Select a Melody Instrument

Melody is the part of a song you'd hum along to.



Violin




Viola



Acoustic Guitar



Choose from 27 real instruments
and drum kits!



AASL 2016 BEST WEBSITES!



<http://bit.ly/aaslbestwebsites2016>



ARTS

ALL CANTATA LEARNING

TITLES ARE SONGS AND POEMS.





the
is
found
?
...
for
you
—
.
we
are
will
broken
feast
no
forward

a
the
toward
animals
rose
celebration
our
of



an
and
of
children
another
am
then
each
balloon
are
vast
part
then
you
family
our
by
fractured
we
join
ends
and

Menu



Storybird



Let's Celebrate
Poem In Your Pocket
Day Together
on April 21!

#pocketpoem



Spring, Cantata Learning

Spring sunshine glows
and melts the snow.

Winter cold begins to go
away. And raindrops fall
almost every day.

Spring, Cantata Learning

Spring sunshine glows
and melts the snow.

Winter cold begins to go
away. And raindrops fall
almost every day.

Spring, Cantata Learning

Spring sunshine glows
and melts the snow.

Winter cold begins to go
away. And raindrops fall
almost every day.

Spring, Cantata Learning

Spring sunshine glows
and melts the snow.

Winter cold begins to go
away. And raindrops fall
almost every day.



Canva



Home

Collection

Search



Go Pro

Upload



The Library Voice



The Library Voice

We Love Singing, Reading and Listening To The Cantata Learning Books!

7 months



The Library Voice

26 53



1 A Peaceful Leader....Martin Luther King Jr.

53



More from this user

View all




The Library Voice
Poetry Month 2014



The Library Voice
3rd Grade Poetry Set
1



The Library Voice
2nd Grade Poetry Set



ENGINEERING

MARIE CURIE

AND HER DISCOVERY



ALBERT IS JUST FINE MRS. EINSTEIN!

By MICHAEL DAHL
Illustrated by FABIO LEONE







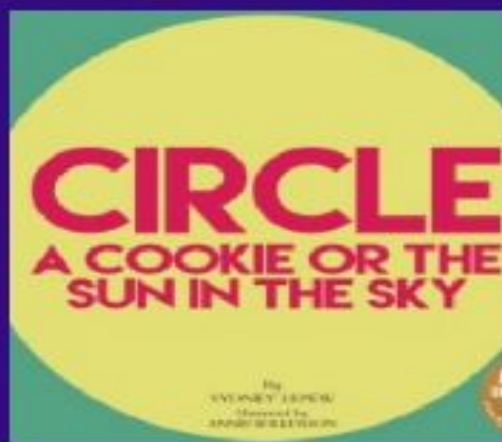





MONICA PEDALINO, IRIS VIEW PHOTOGRAPHY



MATH



Sing-Along Songs

Lesson Plans: Math, Language Arts & Music

Materials:

Book – *This Old Man and*
accompanying CD

Word Cards and Sentence
Strips

Markers or Crayons

Pre-Prep: Write a verse on
each of the Sentence Strips
– one for each of the
numbers to 10.

Example:

Strip 1: This old man, he
played one.

Strip 2: He played knick-
knack on my thumb.

Strip 3: This old man, he
played two.

Strip 4: He played knick-
knack on my shoe.

And so on...

Objectives:

- Students will identify words that rhyme and belong to the same word family.
- Students will recognize numerals and number words to count to 10.
- Students will read rhyming words as they re-build the story.
- Students will respond to music through movement.

Pre-Reading: Ask students if they can name any words that rhyme. Come up with a quick, fun list. Now, ask students if they can count to ten using their fingers. Do a quick countdown before starting the book.

Engagement: Share the book *This Old Man with the CD*. Explain that this book has both rhyming words and numbers. Ask children to LISTEN and LOOK carefully for the rhyming sounds they can hear as they sing along. Ask them to LISTEN and LOOK for numbers and number words, too.


Activity:

1. Go through the book a second time. Can the students find the rhyming words? Write each word found on notecards and post.
2. Look at your list of rhyming words. Look for similarities / differences in the way the same sounds are spelled eg. two/shoe – four/door what sound is the same - how is this sound represented (grapheme) differently in each word? Are there any of the "rhyming words" that sound close but don't quite rhyme?
3. Are any of those words number words? Ask students to write the numeral next to the number word on each card.
4. Divide students into groups and give each a set of rhyming sentence strips. As you read the book aloud – ask them to order the sentence strips by number and rhyming pair on the floor.

Transition: Play the CD and sing along following the story your students put together. Ask students to move to the music and act out what the old man is doing as they dance and sing.


Closure: As a class discuss all of the rhyming words that were found and how rhyming words might look the same but they might not. Are there any other fun rhyming words that you could use in this book?






This Old man he played one.

He played knick-knack on my thumb.



WE SAW HOW TO PUT THE A (ARTS) IN YOUR **STEAM**
CURRICULUM WITH CANTATA LEARNING...
THEY ALSO ADD SO MUCH **ALL DAY LONG!**







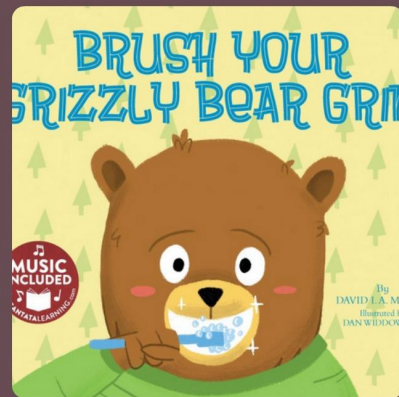
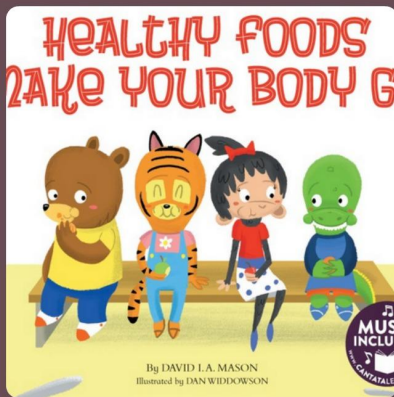





SOCIAL EMOTIONAL & CLASSROOM MANAGEMENT SONGS





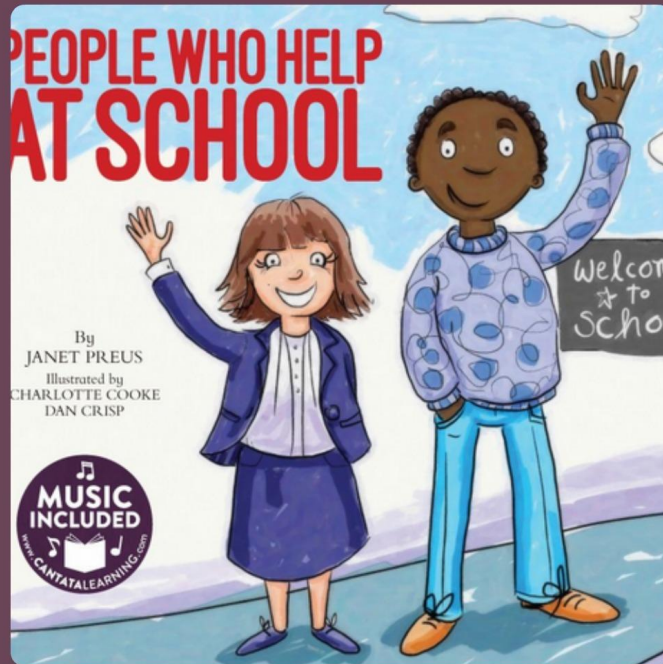




SOCIAL STUDIES & HISTORY SONGS

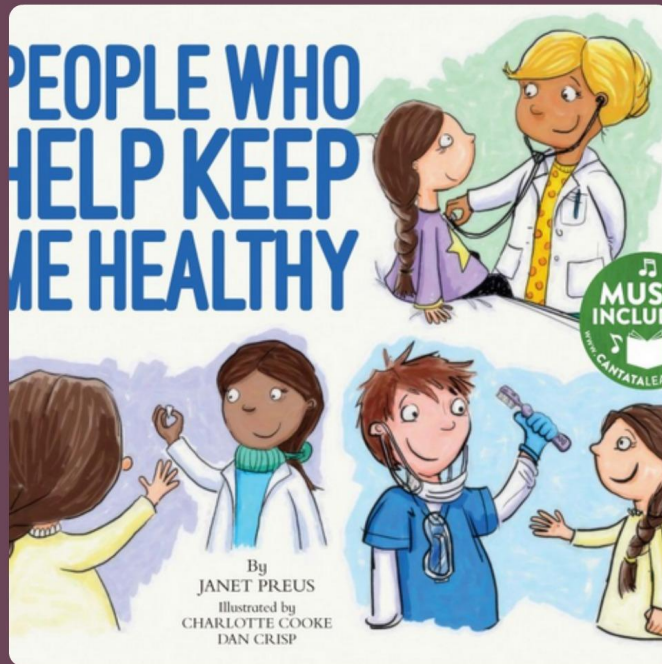
PEOPLE WHO HELP AT SCHOOL

By
JANET PREUS
Illustrated by
CHARLOTTE COOKE
DAN CRISP



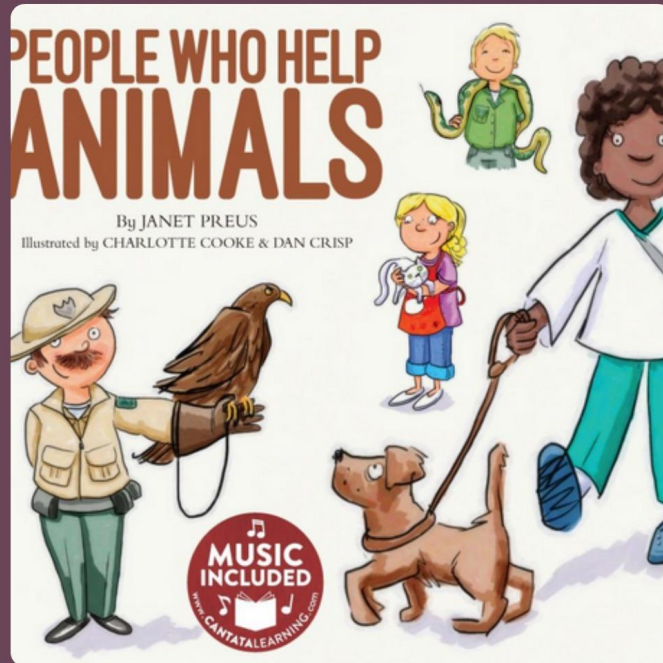
PEOPLE WHO HELP KEEP ME HEALTHY

By
JANET PREUS
Illustrated by
CHARLOTTE COOKE
DAN CRISP



PEOPLE WHO HELP ANIMALS

By JANET PREUS
Illustrated by CHARLOTTE COOKE & DAN CRISP



PEOPLE WHO HELP IN MY NEIGHBORHOOD

By JANET PREUS
Illustrated by CHARLOTTE COOKE & DAN CRISP



THE FIRST LADY OF CIVIL RIGHTS ROSA PARKS



By BRUCE BEDNARCHUK
Illustrated by MARCIN PIOTROWSKI



OUR FIRST PRESIDENT GEORGE WASHINGTON



PEACEFUL LEADER MARTIN LUTHER KING JR.



By BRUCE BEDNARCHUK
Illustrated by MARCIN PIOTROWSKI

MARIE CURIE AND HER DISCOVERY



By LARA KERRY
Illustrated by MARCIN PIOTROWSKI

HE CHANGED OUR GREAT NATION ABRAHAM LINCOLN

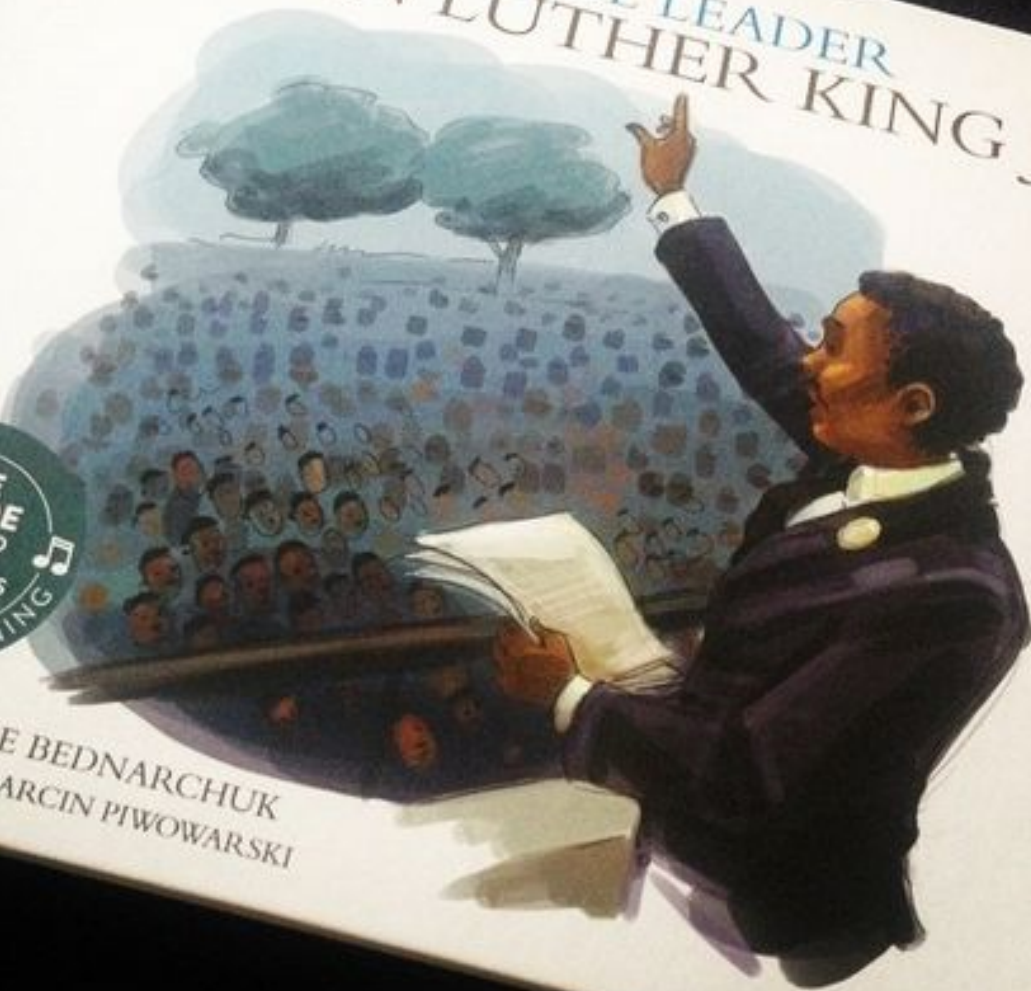
By DONALD L. SCHUCK
Illustrated by MARCIN PIOTROWSKI



PEACEFUL LEADER
MARTIN LUTHER KING JR.



By BRUCE BEDNARCHUK
Illustrated by MARCIN PIWOWARSKI



AMERICA'S LEADERS

Lesson Plan for *Peaceful Leader: Martin Luther King, Jr.*

Content Areas: Social Studies, Language Arts, Music, and Technology

Materials

- *Peaceful Leader: Martin Luther King, Jr.* book and accompanying CD
- drawing paper
- crayons or markers
- online flipbook tools, such as FlipSnack, available at flipsnackedu.com

Objectives

Students will:

- learn about and discuss the significance of Martin Luther King, Jr.
- discuss what it means to have a dream.
- write and illustrate their own dreams.
- create an online flipbook and respond to the class's work.

GET READY TO READ

Engage students:

Ask students: *What does it mean to have a dream?*

Prompt if needed: *There are dreams we have at night, and then there are dreams that are really ideas that we have about the way we wish things were. I have a dream, for example, that all the animals in animal shelters find families.*

What is a dream or a wish that the students have? List students' ideas on the board. Tell students that Martin Luther King, Jr. was a man with a very big dream. He had a dream that all people would be treated equally no matter who they were and no matter how they looked.

Tell students: *Today you are going to read a book about Martin Luther King, Jr. and find out all about his dream.*

Focus on vocabulary:

Before reading, focus on vocabulary. Read the glossary words and their definitions. For each word, give an example or ask a question to aid understanding, such as:



Text

Action

Multimedia

Images

Shapes

Illustrations

Cover

PREVIEW



Outline



Video



Audio




LINK TO THEIR FLIPSNACK FLIPPABLE EBOOK



MUSICAL MAKERSPACE

d. Musical Makerspace





NOISE MAKERS



Materials Needed To Create Your Noise Makers...

- Plastic Bottle or Containers, Tin Can, Glass Jar, Plastic Eggs, etc...
- Dry Beans, Pebbles, Small Bolts & Nuts, Jelly Beans, Rice, Popcorn, Dry Noodles, Buttons
- Measuring Cup/Spoon
- Funnel
- Super Glue or Low Temperature Glue Gun

GOOGLE DOC TO SHARE ON HOW TO CREATE NOISE MAKERS



Home Birthday Parties Child Development Education **Fun & Games** Food & Fitness Pa

PBS KIDS Shop Videos

Search PB

Crafts for Kids



Search Crafts for Kii

Go

Learning

PBS KIDS

Type & Medium

Holiday

Seasonal

Cardboard Guitars

By Jen Goode of *Projects for Preschoolers*



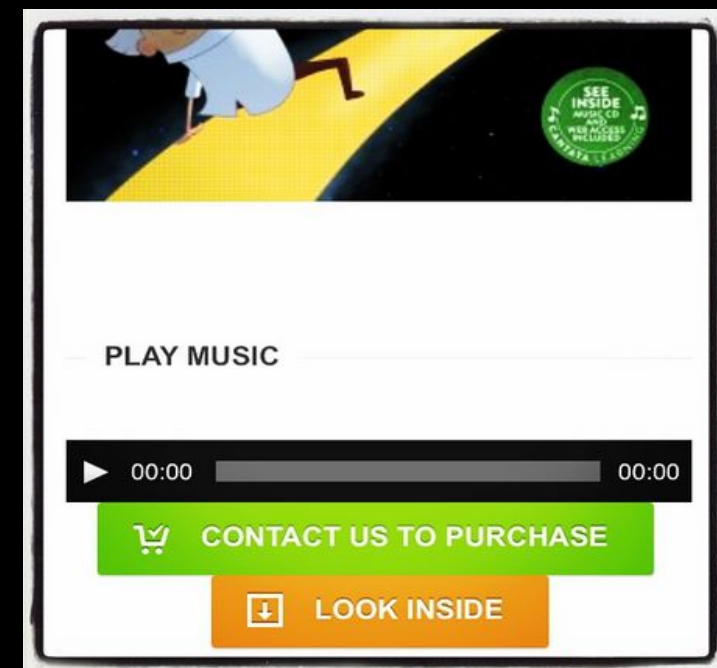

CANTATA
LEARNING

SEE
INSIDE
MUSIC CD
AND
WEB ACCESS



Music Maker-Space

Use a QR Code Scanner to scan the
code on each cover and listen to the
music!









MUSIC FUN SYMBALOO

A collage of various children's books and educational materials. Visible titles include 'Albert is Just Like Mrs. Einstein', 'The Duck in the Dell', 'The No-Hoe', and 'The Music Included'. There are also circular logos for 'CANTATA LEARNING' and 'MUSIC INCLUDED'. The background is a mix of white and black with various illustrations and text fragments.

WE ARE EXCITED TO ANNOUNCE OUR
HARMONY PROJECTS



Browse

USERNAME

Search



Date ▾ | Name



Winter Around The World, Global Story 2015

Winter Around The World A Global Story Created by Young Voices, Minds and Hands Around the World in 2015 Inspired by "Winter..The Coldest Season of All" from Cantata Learning Project Arranged by Shannon McClintock Miller & Brianna Cua For this project, we invited young people, teacher librarians, educators and families to participate in the Winter Around the World Project inspired by the Cantata Learning book, Winter...The Coldest Season of All. They created stories, songs, poems, illustrations, recipes and so much more to make this a global story with over 250 schools participating from China, Dubai, United Kingdom, Australia, England, United States and others. We brought together all of these wonderful projects created with the voices, minds and hands from children around the world. We hope you have a beautiful season and enjoy these special winter stories too.

Date: 12/16/15

Published by: [Shannon Miller](#)

Van Meter 2nd Graders Winter Story

Van Meter Elementary School in Van Meter, Iowa



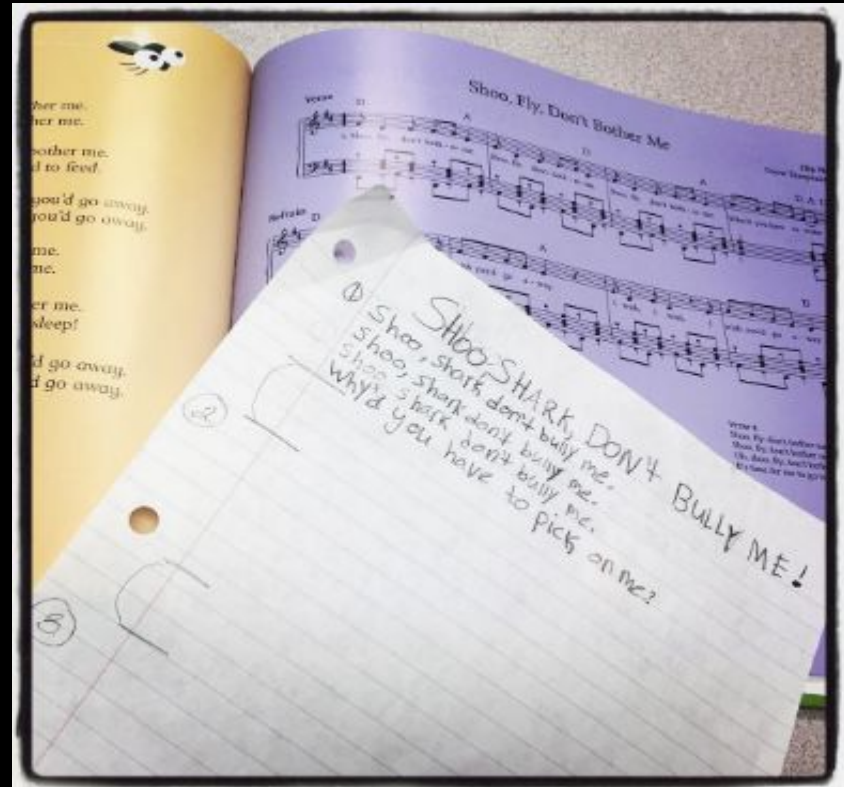
You can see our winter Bunccee story [here](#).



St. Thomas Episcopal Parish School
Coral Gables, Florida



HARMONY PROJECT WINTER AROUND THE WORLD



Rhythms and Rhymes Global Project



**HARMONY
PROJECTS**
GLOBAL CONNECTIONS WITH
**CANTATA
LEARNING**



[CLOSE](#)[EDIT](#)

MyBuncee by Shannon

[DOWNLOAD](#)[SHARE](#)[ASSIGNMENT](#)

Shoo Shark don't bully me, Shoo Shark don't bully me,
Shoo Shark don't bully me. Why'd you have to pick on me.

[▶ AUTOPLAY](#)[⌵ FULLSCREEN](#)

Rhythms and Rhymes Global Project



**HARMONY
PROJECTS**
GLOBAL CONNECTIONS WITH
**CANTATA
LEARNING**



Nursery rhymes aren't just fun little tunes from our childhood. They are a wonderful way to teach children many skills and lessons. Word and letter recognition, basic math concepts, and phonemic awareness are just a few of the ways you can use nursery rhymes and folk songs with your students.

The Rhythms and Rhymes Global Project

Teachers and librarians around the world have unique ways of incorporating nursery rhymes into the curriculum. We want to collect what they are! Share your lesson and project ideas with us and our community through our Rhythms and Rhymes Global Project.

The only rule for Rhythms and Rhymes is that you use nursery rhymes or folk songs as the basis for your lesson or project. So get creative about all the different ways you can use these songs!

[FIND SONGS](#)

All of the projects will be compiled into an eBook that will be shared so that teachers and librarians around the world can get ideas and inspiration for using nursery rhymes and folk songs.

Here are a Few Ideas to Get Your Creative Juices Flowing...

We've compiled lots of lesson and activity ideas for you in a [Pinterest board](#). You'll also find links to great resources and tools in our [nursery rhyme Symbaloo](#).

You can use nursery rhymes, folk songs and poetry to support Common Core State Standards in reading. Use these stories and songs to teach students:

- Phonemic awareness
- Concepts about print
- Sight words
- Sight word vocabulary

Kindergarten Common Core Reading Standards for Foundational Skills:

RF.K.1: Demonstrate understanding of the organization and basic features of print.

RF.K.2: Demonstrate understanding of spoken words, syllables, and sounds.

RF.K.2.a: Recognize and produce rhyming sounds.

RF.K.3: Know and apply grade-level phonics and word analysis skills in decoding words.

[FIND IDEAS ON PINTEREST](#)

[CHECK OUT SYMBALOOO](#)

Let Us Know You Want to Participate!

If you're interested in participating in the Rhythms and Rhymes Global Project, let us know! Just fill out a short form so we know that you and your students are working on something amazing to share with the community!

[JOIN THE PROJECT](#)



BRINGING IT ALL TOGETHER



Learn Why Music and Songs Are a Powerful Tool for Learning

Cantata Learning books combine engaging stories, delightful illustrations, and fun songs to captivate young learners, build literacy skills and instill a lifelong love of reading.



WHAT

we offer



HOW

can I use music everyday
in my school and library?



WHY

Is music a learning tool?



LISTEN

to our songs

WWW.CANTATALEARNING.COM/

abc

HOW

can I use music everyday
in my school and library?



Happy Poem in Your Pocket Day!

April 21, 2016

Comment Share

0 Likes

Music Makers for Jazz Appreciation Month

April 18, 2016



By Elizabeth Draper, Music Director,
Cantata Learning

Cantata's *Be Kind To Your Web Footed Friends* is a fun example of a familiar song influenced by early, Dixieland (now more commonly referred to as "trad jazz") music. "Trad jazz" refers to music that originated in New Orleans during the beginning of the 20th century.

The percussion in this recording is being created on a washboard. Have your kids listen for the sound of the washboard. The washboard is an example of an instrument that belongs to the "percussion"



[Activities](#)
[Announcements](#)
[Articles](#)
[Presentations](#)
[Reviews and Testimonials](#)
[Teaching Notes](#)
[Tools](#)
[Videos](#)

Archive

You May Also Like



Cantata Learning Storytime Videos

Share stories and songs with students using the Cantata Learning video series. Each video includes engaging on-screen storytellers, illustrations and a fun sing-a-long song.

Click any of the images below to play the videos for each of these wonderful stories and songs!



From Caterpillar To Butterfly



Where Birds and Monkeys Play



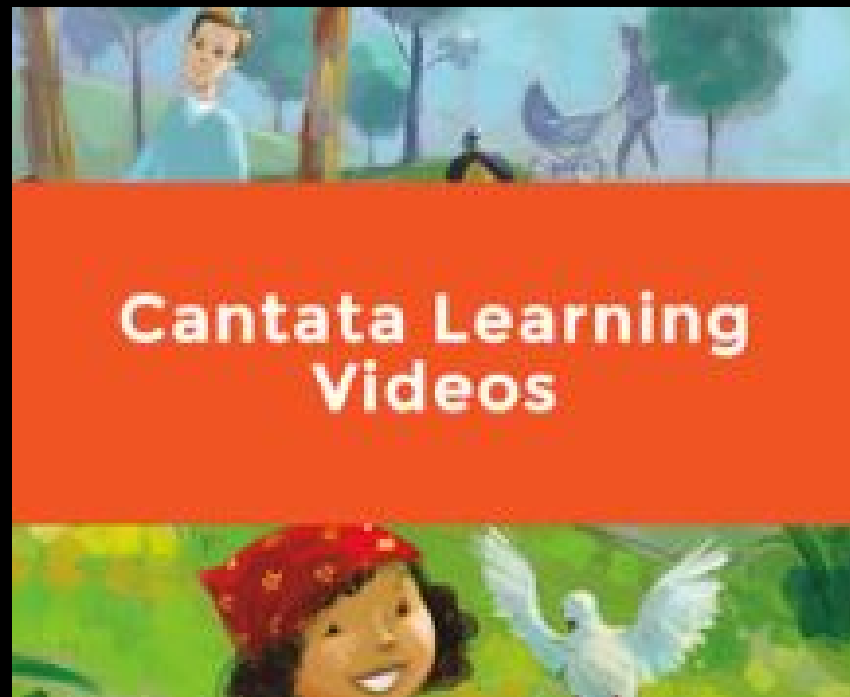
Itsy Bitsy Spider



Spring Raindrops Fall Almost Every Day



Square





Lesson Plan: Happy Birthday Feliz Cumpleaños

June 26, 2016



Explore how different cultures celebrate and commemorate special occasions and milestones. Geography, social studies, music, technology, and art can all be combined to create a learning experience worth celebrating!

Check out the [Happy Birthday Feliz Cumpleaños](#) book and free song.

**DOWNLOAD FULL COLOR
LESSON PLAN**

**DOWNLOAD THE BLACK &
WHITE LESSON PLAN**

In Teaching Notes, Activities

Comment Share

0 Likes

Musical Stories Infusing Your Read-Alouds with Music, Movement, and Sound

June 21, 2016

Public libraries have a longstanding tradition of supporting families, childcare providers, preschool teachers, and communities to help every child enter school ready to learn to read. PLA's and the Association for Library Service to Children (ALSC)'s Every Child Ready to Read(1)

[Activities](#)
[Announcements](#)
[Articles](#)
[Presentations](#)
[Reviews and Testimonials](#)
[Teaching Notes](#)
[Tools](#)
[Videos](#)

Archive

You May Also Like



Happy Birthday/Feliz Cumpleaños

Grade Level: 1-3

Content Areas: Social Studies, Music, Visual Arts and Language Arts

Time Frame: 90 to 120 minutes, which can be split into different time periods

MATERIALS

Books about celebrations and international festivities

Drawing paper and pencils

OBJECTIVES

Students will:

- Learn customs, practices, symbols, languages and traditions of families around the world and the origins of significant days and holidays.
- Interpret information making comparisons and contrasts.
- Demonstrate appreciation for the music, dance and visual arts associated with celebrations and customs of different cultures and to learn different techniques for producing music, dance and artwork.

VOCABULARY:

Key vocabulary

Before reading, focus on vocabulary. Read the glossary words and their definitions.

Celebrate - To do something special or enjoyable for an important event, occasion, holiday, etc.

Festival - An organized series of acts and performances (usually in one place)

Customs - Something that is done regularly by a person

Origins - The point or place where something begins or is created: the source or cause of something

FREE SONG

[Click here](#) to download or stream the Happy Birthday/ Feliz Cumpleaños.

Find other Cantata Learning songs and books at <http://www.cantatalearning.com>.



PROCEDURES/ACTIVITIES

Preparation:

Start by choosing books from the library or your classroom that can help students explore celebrations and international festivities. Also, create an example of a compare and contrast diagram that you would like your students to create.

Lesson Procedure:

1. Start by reading [Happy Birthday/ Feliz Cumpleaños](#). Go through the vocabulary as well and ask students how and why people celebrate special days and events? Have students brainstorm and list their initial answers to this question.
2. Have students draw, on separate sheets of paper, images of different kinds of celebrations that are important to them or their family and list the feelings they have about each of these.
3. Ask students to share their information in groups, identifying whether all students celebrate the same days and/or events and whether they have the same or different feelings about these days and/or events.
4. Explore international festivities with students by completing a calendar of celebrations. Use print resource material, or discuss celebrations they have participated in. Students can draw a picture of the celebration.
5. As a class, see if you can find a celebration for every month of the year. Think about and research the purpose of the celebration, when and where it occurs, what types of food are eaten at this time, and how people celebrate this occasion or event.
6. Explain to students how to compare and contrast two celebrations pointing out that similarities are just as important as differences. Once students understand the concept of comparing and contrasting have students choose two celebrations that they would like to research in greater detail.
7. Pick two celebrations and research the similarities and differences between the two. Use a comparison and contrast diagram to help students gather and organize their information.
8. If you want to go more in depth on celebrations perhaps you can celebrate with a class party. Remember that there is lots of organization that goes into preparing for a celebration.



symbaloo
start simple



SYMBALOO OF CANTATA LEARNING SPRING 2015 SONGS



symbaloo

start simple



SYMBALOO OF CANTATA LEARNING FALL 2015 SONGS



symbaloo

start simple



SYMBALOO OF CANTATA LEARNING SPRING 2016 SONGS

Your business Analytics Ads Search

Unfollow

Cantata Learning
www.cantatalearning....

We use traditional & original music paired with simple text & beautiful illustrations to engage the multiple learning styles of today's young learners

42 Boards 844 Pins 8 Likes 144 Followers 75 Following

Celebrations Around T... <p>+35</p> <p>Unfollow</p>	April Is National Poe... <p>+55</p> <p>Edit</p>	Earth Day - April 22nd <p>+57</p> <p>Edit</p>	Earth Day Books - A... <p>+41</p> <p>Edit</p>	National Parks <p>+41</p> <p>Edit</p>	Math Awareness Mo... <p>+31</p> <p>Edit</p>	Community Coloring... <p>+40</p> <p>Edit</p>	Jazz Appreciation M... <p>+31</p> <p>Edit</p>	Children's Book Cou... <p>+25</p> <p>Edit</p>	Project-Based Learning <p>+49</p> <p>Unfollow</p>
iPad Apps to Suppor... <p>+82</p> <p>Edit</p>	Nursery Rhymes <p>+90</p> <p>Edit</p>	Technology Toolbox ... <p>+47</p> <p>Edit</p>	Women's History Mo... <p>+64</p> <p>Edit</p>	Read Across America <p>+23</p> <p>Edit</p>	Pictures Books + Musi... <p>+42</p> <p>Unfollow</p>	Cantata Learning YouT... <p>+43</p> <p>Unfollow</p>	Pictures Books + Musi... <p>+29</p> <p>Unfollow</p>	Cantata Learning YouT... <p>+30</p> <p>Unfollow</p>	Pictures Books + Musi... <p>+31</p> <p>Unfollow</p>
Cantata Learning YouT... <p>+32</p> <p>Unfollow</p>	Sing to Learn <p>+70</p> <p>Edit</p>	You Said It! <p>+31</p> <p>Unfollow</p>	TED Talks <p>+48</p> <p>Unfollow</p>	Summer Reading Ide... <p>+69</p> <p>Edit</p>	Makerspaces <p>+90</p> <p>Edit</p>	Musical Makerspace <p>+42</p> <p>Edit</p>	Reading Research <p>+9</p> <p>Unfollow</p>	Breakout EDU <p>+31</p> <p>Edit</p>	Google In Education <p>+38</p> <p>Edit</p>
Google Cardboard 	Pinterest in Education 	Game Based Learning 	Music In Social Studies 	Music In Math 	Music In Science 	Music In Language A... 	Music In Social And ... 	Teaching Ideas 	Scratch Day - May 1...

CANTATA LEARNING'S PINTEREST



CANTATA LEARNING SOCIAL MEDIA



Cantata Learning

Published by Christine De Baca [?] · 2 hrs ·

Today is #PoemInYourPocketDay! Celebrate by selecting a poem, carrying it with you, and sharing it with others throughout the day at schools, bookstores, libraries, parks, workplaces, and on Twitter using the hashtag #pocketpoem. <http://bit.ly/1VcaKKp>



Here Are Poems For Your Pockets!

As the weather warms up and the flowers start to bloom, we know that April is right around the corner. And that also means that National Poetry Month is here! There is a very special day during the month that we all love to celebrate too. It is called...

CANTATALEARNING.COM

CANTATA LEARNING FACEBOOK PAGE

CANTATA LEARNING TWITTER

CANTATA LEARNING INSTAGRAM



Cantata Learning

✓ Subscribed 18

Uploads



**PICTURE BOOKS AND MUSIC
AVAILABLE FALL 2016!**
34 views • 3 weeks ago



**Cantata StoryCub Video - Where
Birds and Monkeys Play**
6 views • 2 months ago



Cantata StoryCub Video - Square
4 views • 2 months ago



**Cantata StoryCub Video - From
Caterpillar To Butterfly**
9 views • 2 months ago



**Cantata StoryCub Video - Spring
Raindrops Fall Almost Every Day**
4 views • 2 months ago



**Cantata StoryCub Video - Itsy
Bitsy Spider**
5 views • 2 months ago

Created playlists



Cantata StoryCub Videos



Fall 2015



Spring 2015



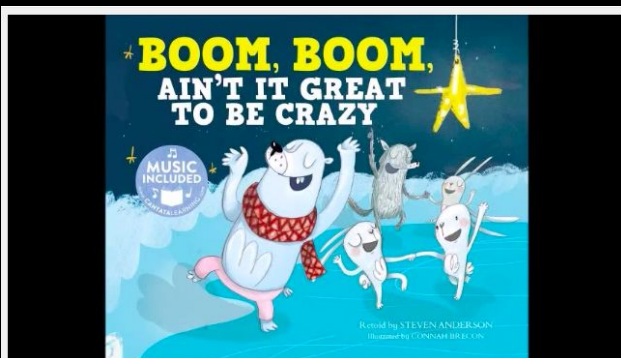
Spring 2016



Celebrations Around the World



About Cantata Learning




Boom, Boom, Ain't It Great To Be Crazy




238 views

CANTATA LEARNING YOUTUBE CHANNEL



ALL CANTATA LEARNING TITLES
AVAILABLE AT
WWW.CAPSTONEPUB.COM/CANTATA



capstone®



BIT.LY/CANTATATLA



Shannon McClintock Miller


Teacher Librarian, Consultant, Speaker, Author

Blog: The Library Voice

Twitter @shannonmmiller

Skype: shannonmcclintockmiller

Email: shannonmcclintockmiller@gmail.com



QUESTIONS & IDEAS TO SHARE

