

Sing and Draw!

Grade Level: K–2

Content Areas: Music, Art, Technology, and Language Arts

Time Frame: 40 Minutes

MATERIALS

Sing and Draw series

Piece of paper for each student

Drawing materials

OBJECTIVES

Students will:

- Practice shapes, numbers, and letters through drawing

KEY VOCABULARY

Before reading, focus on vocabulary. Read the glossary words and their definitions.




Safari—A trip to see or hunt animals, especially in Africa

Crescent—The shape of the visible part of the moon when it is less than half full

Circle—A line that is curved so that its ends meet and every point on the line is the same distance from the center

Rectangle—A flat, geometric, four-sided figure with right angles and with opposite sides parallel

Triangle—A flat, geometric figure that has three sides and three angles



PROCEDURES/ACTIVITIES

Preparation:

Start the lesson by asking students if they like to draw. Have them give you some examples of times they drew something. Tell students they are going to be learning all about drawing with numbers, shapes, and letters today!

Lesson Procedure:

1. Make sure every student has a piece of paper and drawing materials to start this lesson.
2. Ask students if they have a favorite animal. Have the students write the name of their favorite animal on their pieces of paper. Now read *Alphabet Safari* and have students listen and sing along.
3. At the end of the book, ask students how they could use letters to draw their favorite animal. Tell students to think about what they learned from the book. Listen to *Alphabet Safari* again if needed.
4. Have students draw their favorite animals with letters. Go around the room to give assistance as needed. PebbleGo Animals would be a wonderful supporting resource as they draw the animals.
5. Move on to drawing with shapes and ask students if they have ever used shapes to help them draw. Read *Circles and Crescents* and *Rectangles and Triangles* and have students listen and sing along.
6. Have students pick a shape they like and create a drawing with it. Let them be creative as possible; offer assistance if it is needed.
7. Tell students that the next book is about a party with monsters! Have students predict how the book may go.
8. Read *Monster Party* and have students listen and sing along.
9. Give each student a number and have them create a monster out of the number.
10. At the end of the lesson, have students share their masterpieces. Ask each to tell about the shape, number, and letters they used to help them draw during the lesson.

FREE SONG

[Click here](#) to download or stream the Sing and Draw songs.

Find other Cantata Learning songs and books at <http://www.cantatalearning.com>.

Art Extension:

This lesson plan, with its focus on drawing, would be a great collaborative lesson between classroom, library, and art.

After the students have worked through all the books and have a collection of drawings, have each student pick one drawing to paint on a big piece of paper. These will become a Sing and Draw Gallery for the entire school to enjoy.

You can also give the students a variety of pipe cleaners and have them create animals, monsters, and more using letters and shapes. They can use their drawings as a guide.

Technology Extension:

Use the [Tellagami app](#) to have the students describe their animals and the characteristics they possess. First, have each student take a photograph of their creation and set that as the background. Next, have them set up their avatars within Tellagami. Finally, have the students record as they describe their animal creation. When they are finished, these can be shared with each other and parents.

Standards:

Kindergarten: CCSS.ELA-LITERACY.RL.K.1, CCSS.ELA-LITERACY.RF.K.1, CCSS.ELA-LITERACY.RF.K.2, CCSS.ELA-LITERACY.RF.K.3, CCSS.ELA-LITERACY.RF.K.4, CCSS.ELA-LITERACY.W.K.1, CCSS.ELA-LITERACY.W.K.6, CCSS.ELA-LITERACY.SL.K.1, CCSS.ELA-LITERACY.SL.K.2, CCSS.ELA-LITERACY.SL.K.5, CCSS.ELA-LITERACY.L.K.1, CCSS.ELA-LITERACY.L.K.4

First Grade: CCSS.ELA-LITERACY.RL.1.1, CCSS.ELA-LITERACY.RF.1.1, CCSS.ELA-LITERACY.RF.1.2, CCSS.ELA-LITERACY.RF.1.3, CCSS.ELA-LITERACY.RF.1.4, CCSS.ELA-LITERACY.W.1.1, CCSS.ELA-LITERACY.W.1.6, CCSS.ELA-LITERACY.SL.1.1, CCSS.ELA-LITERACY.SL.1.5, CCSS.ELA-LITERACY.L.1.1

Second Grade: CCSS.ELA-LITERACY.RL.2.1, CCSS.ELA-LITERACY.RF.2.3, CCSS.ELA-LITERACY.RF.2.4, CCSS.ELA-LITERACY.W.2.1, CCSS.ELA-LITERACY.W.2.6, CCSS.ELA-LITERACY.SL.2.1, CCSS.ELA-LITERACY.SL.2.5, CCSS.ELA-LITERACY.L.2.1, CCSS.ELA-LITERACY.L.2.3

